



THOY ELEVATOR



THOY ELEVATOR
Suzhou Tianhongyi Elevator Technology Co., Ltd.

ADD:Development Zone, Tangqiao Town,
Zhangjiagang City, Suzhou.Jiangsu Province, China
TEL:+86 18936108556
FAX:+86 512 58463734
Email: szthoye@gmail.com

SUZHOU TIANHONGYI ELEVATOR TECHNOLOGY CO., LTD.



www.thoyelevator.com



COMPANY INTRODUCTION

Suzhou Tianhongyi Elevator Technology Co., Ltd. is located in Zhangjiagang City, Suzhou, adjacent to Shanghai in the east, the Yangtze River in the north, and Suzhou and Wuxi in the south. It is a company specializing in R&D, design, manufacturing, sales, logistics and A modern enterprise integrating services.

"Facing the market and providing good service"—— Tianhongyi Elevator implements the service brand strategy, implements service projects in all directions, provides customers with efficient and fast services at any time, recommends products that meet the requirements, promotes communication and communication with customers, and makes them No worries when choosing products.

Our ultimate goal is to meet the needs of global customers. We will continue to work hard to present the "professional and dedicated" innovative spirit and more perfect products and services to everyone. Tianhongyi Elevator is willing to work with global partners to create a more harmonious and beautiful future. !



MR PASSENGER ELEVATOR

Tianhongyi elevator adopts permanent magnet synchronous gearless traction machine, advanced frequency conversion door machine system, integrated control technology, light curtain door protection system, automatic car lighting, sensitive induction and more energy saving; everything for the sake of customers, in the passenger elevator , Continuous pursuit of perfection in safety, comfort and power, giving people a sense of peace and comfort.

Safety Comfortable Save Space

Intelligent High Performance

The passenger elevator in the small machine room adopts a reasonable civil construction layout, which realizes the same size of the machine room area and the hoistway, reduces the height of the machine room, and effectively saves the space occupancy rate of the machine room;

Car positioning technology---high precision, zero error; Advanced sensors provide high-precision real-time signal feedback on the operating state of the motor rotor, achieving millimeter-level accuracy in positioning the car running on the hoistway, and achieving almost error-free leveling.



MRL PASSENGER ELEVATOR

Tianhongyi machine room less passenger elevator adopts the integrated high-integration module technology of the microcomputer control system and the inverter system, which comprehensively improves the response speed and reliability of the system. The suspension mode of the car is changed, the comfort of the machine roomless elevator is greatly improved, and the intensity of the installation and maintenance work of the machine roomless elevator is reduced.

Energy Saving

Low Noise

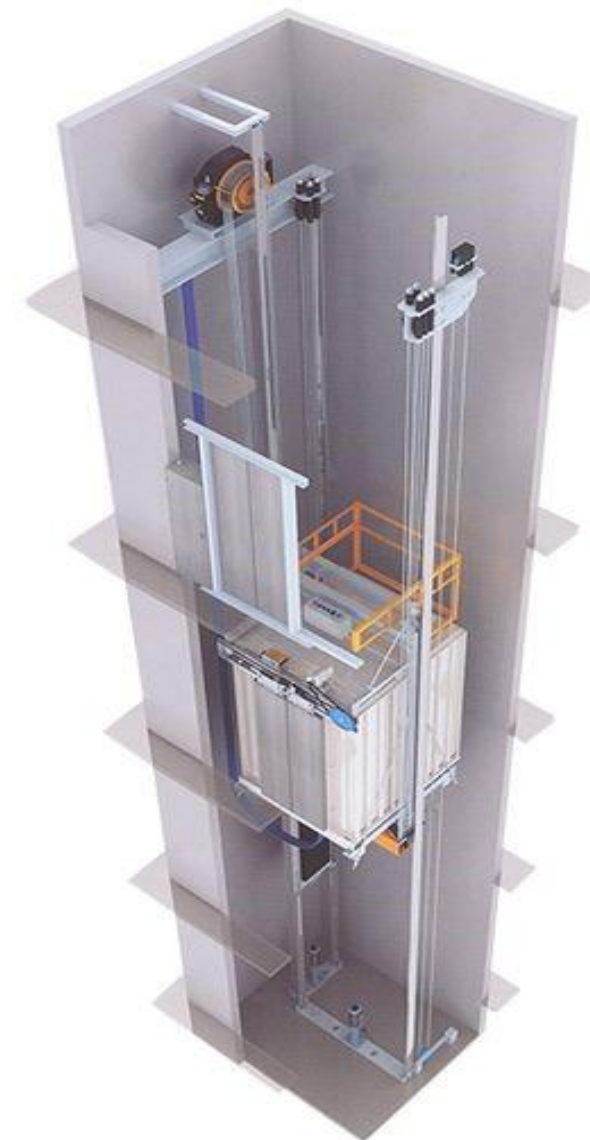
Precise

Easy To Install

Environmental Friendly

Adopt the best parts and the most reasonable structural design plan, and effective shock and noise prevention technology to disperse and offset the irregular vibration of the car to achieve quietness and nature. Has higher flexibility, convenience and reliability.

Green and environmentally friendly, no special elevator machine room is needed, saving space and cost. Easy to install and maintain.



MRL PASSENGER ELEVATOR



THY-CB-06

Ceiling:Image vault with multi- layerlighting board.
Cabin wall:Hairline,mirror,Etching.
Handrail:Round (Flat) handrail.
Floor:PVC



THY-HCP-02



THY-HLP-02



THY-CL-301



THY-CL-303

(Optional)



THY31D-661



THY-31D-668



THY-31D-682



THY-HL-702



THY-HL-709



THY-FL-503



THY-FL-501

MRL PASSENGER ELEVATOR



THY-CB-11

Ceiling:Image vault with multi- layerlighting board.

Cabin wall:Hairline,mirror,Etching.

Handrail:Round (Flat) handrail.

Floor:PVC



THY-HCP-11



THY-HLP-11B



THY-HLP-11



THY-CL-303



THY-CL-301

(Optional)



THY31D-662



THY-31D-674



THY-31D-670



THY-HL-701



THY-HL-703



THY-FL-502



THY-FL-501

MRL PASSENGER ELEVATOR



THY-CB-982

Ceiling:Stainless steel mirror hollow and white organic board, supplemented by soft lighting design.

Cabin wall:Hairline,Mirror,Etching,Titanium gold, Concave gold.

Handrail:Titanium stainless steel tube triple combination handrail.

Floor:PVC



THY-HCP-12



THY-HLP-12



THY-CL-305



THY-CL-307

(Optional)



THY-31D-608



THY-31D-647



THY-31D-648



THY-HL-708



THY-HL-710



THY-FL-503



THY-FL-506

PASSENGER ELEVATOR



THY-005

Ceiling: soft lighting design, arched white translucent board.
Middle Panel: mirror, etching, texture, st.st
Side Panel: mirror, etching and texture



THY-018

Ceiling: soft lighting design, arched white translucent board.
Middle Panel: mirror, etching, st.st, texture, concave gold
Side Panel: mirror, etching and texture



THY-037

Ceiling: The middle part is the image vault, and the two sides are soft lighting design with downlights on the st.st bottom plate.
Middle Panel: mirror, etching, st.st, texture.
Side Panel: texture



THY-007

Ceiling: Soft lighting design with wide arched white organic shading board.
Middle Panel: mirror, etching, st.st, texture.
Side Panel: texture



THY-019

Ceiling: Multi-layer reflectors are supplemented by surrounding waist-shaped light holes and organic lamp post lighting.
Middle Panel: mirror, etching, st.st, texture, concave gold
Side Panel: mirror, etching, texture, concave gold.



THY-032

Ceiling: The middle part is the image vault, and the two sides are soft lighting design with downlights on the st.st bottom plate.
Middle Panel: mirror, etching, st.st, texture, concave gold.
Side Panel: etching, texture, concave gold.



THY-029

Ceiling: Cylindrical hollow transparent lamp post, soft lighting design with domed white organic shading board.
Middle Panel: mirror, etching, st.st, texture.
Side Panel: texture



THY-071

Ceiling: Soft lighting design with wide arched white organic shading board.
Middle Panel: mirror, etching, st.st, texture.
Side Panel: texture

PASSENGER ELEVATOR



THY-052

Ceiling: The middle part is the image vault, and the two sides are soft lighting design with downlights on the st.st bottom plate.
Middle Panel: mirror, etching, st.st.
Side Panel: Hairline st.st



THY-006

Ceiling: soft lighting design, arched white translucent board.
Middle Panel: mirror, etching, st.st
Side Panel: Hairline st.st



THY-009

Ceiling: The middle part is the image vault, and the two sides are soft lighting design with downlights on the st.st bottom plate.
Middle Panel: mirror, etching, st.st.
Side Panel: Hairline st.st



THY-011

Ceiling: The middle part is the image vault, and the two sides are soft lighting design with downlights on the st.st bottom plate.
Middle Panel: mirror, etching, st.st.
Side Panel: Hairline st.st



THY-027

Ceiling: Cylindrical hollow transparent lamp post, soft lighting design with domed white organic shading board.
Middle Panel: mirror, etching, st.st
Side Panel: Hairline st.st



THY-008

Ceiling: The middle part is the image vault, and the two sides are soft lighting design with downlights on the st.st bottom plate.
Middle Panel: mirror, etching, st.st.
Side Panel: Hairline st.st



THY-012

Ceiling: The middle part is the image vault, and the two sides are soft lighting design with downlights on the st.st bottom plate.
Middle Panel: mirror, etching, st.st.
Side Panel: Hairline st.st



THY-015

Ceiling: The Chinese-style wooden grid is supplemented by white translucent panels.
Middle Panel: mirror, etching, st.st, texture, concave gold.
Side Panel: texture

PASSENGER ELEVATOR



THY-059

Ceiling: Steel plate sprayed bottom plate supplemented by image vault.
Middle Panel: mirror, etching, st.st, recessed green.
Side Panel: mirror, etching, st.st, texture, concave green.



THY-033

Ceiling: The middle part is the image vault, and the two sides are soft lighting design with downlights on the st.st bottom plate.
Middle Panel: mirror, etching, st.st.
Side Panel: Hairline st.st



THY-037

Ceiling: The soft lighting design of the wide image vault.
Middle Panel: mirror, etching, st.st, texture.
Side Panel: Hairline st.st



THY-039

Ceiling: The soft lighting design of the wide image vault.
Middle Panel: mirror, etching.
Side Panel: Hairline st.st



THY-035

Ceiling: Soft lighting design with wide arched white organic shading board.
Middle Panel: mirror, etching, st.st.
Side Panel: Hairline st.st



THY-016

Ceiling: The soft lighting design of the wide image vault.
Middle Panel: mirror, etching, st.st.
Side Panel: Hairline st.st



THY-010

Ceiling: The soft lighting design of the wide image vault.
Middle Panel: mirror, etching.
Side Panel: Hairline st.st



THY-051

Ceiling: The soft lighting design of the wide image vault.
Middle Panel: mirror, etching, st.st.
Side Panel: Hairline st.st



PASSENGER ELEVATOR



THY-085

Ceiling:st.st frame and white acrylic panel,
light design in the middle
Middle Panel: mirror, etching
Side Panel: hairline st.st



THY-087

Ceiling:st.st frame and white acrylic panel,
lighting design on both sides
Middle Panel: mirror, etching
Side Panel: hairline st.st



THY-983

Ceiling:St.st mirror hollow board and white
organic board, with aluminum alloy frame.
Middle Panel: mirror, etching, st.st,
texture.
Side Panel: mirror, etching, texture.



THY-001

Ceiling:Arched reflector lighting,
supplemented by golden downlight and mirror
stainless steel plate
Middle Panel: mirror, etching, st.st, texture
,concave gold.
Side Panel: etching, texture



THY-099

Ceiling:st.st frame and white acrylic panel,
supplemented by a diamond lamp post in the
middle
Middle Panel:mirror, etching
Side Panel: Hairline st.st



THY-982

Ceiling:St.st mirror hollow board and white
organic board, with aluminum alloy frame.
Middle Panel: Titanium, mirror, etching, st.
st, texture.
Side Panel: Titanium, mirror



THY-02A

Ceiling: soft lighting design, arched white
translucent board.
Middle Panel: mirror, etching, texture.
Side Panel: mirror, etching, texture



THY-017

Ceiling:The soft lighting design of the wide
image vault.
Middle Panel: Titanium, mirror, etching, st.
st, texture.
Side Panel: Titanium, etching, st.st, texture

PASSENGER ELEVATOR



THY-056

Ceiling: Titanium mirror stainless steel, downlight lighting, and a circular image plate in the middle.
Middle Panel: Titanium, mirror, etching, st. st
Side Panel: Titanium, mirror, etching, st. st



THY-062

Ceiling: Titanium stainless steel mirror lamp post and white organic board.
Middle Panel: Titanium, mirror, etching, st. st, texture.
Side Panel: Titanium, mirror



THY-102

Ceiling: The soft lighting design of the wide image vault.
Middle Panel: mirror, etching, st. st
Side Panel: Hairline st. st



THY-106

Ceiling: The soft lighting design of the wide image vault.
Middle Panel: mirror, etching, st. st
Side Panel: Hairline st. st



THY-081

Ceiling: Suspended square image main body light board and soft light illumination of downlight
Middle Panel: Titanium, mirror, etching
Side Panel: Wooden finish.



THY-107

Ceiling: The soft lighting design of the wide image vault.
Middle Panel: Titanium, Thai pattern etching
Side Panel: Titanium, Thai pattern etching



THY-101

Ceiling: The middle image is flat-topped, and the stainless steel plates on both sides are supplemented by downlights.
Middle Panel: Mirror, etching, titanium
Side Panel: Hairline st. st



THY-117

Ceiling: The soft lighting design of the wide image vault.
Middle Panel: mirror, etching, st. st
Side Panel: Hairline st. st



PASSENGER ELEVATOR



THY-152

Ceiling:Hanging square image main body light board and downlight illumination
Middle Panel:mirror, etching
Side Panel: Hairline st.st



THY-075

Ceiling:Mirror stainless steel and lighting design.
Middle Panel:mirror
Side Panel:Mirror, solid wood



THY-064

Ceiling:Creamy white wood, LED downlight, hidden light strip.
Middle Panel:mirror
Side Panel:mirror, etching



THY-105

Ceiling:Rose gold mirror, the white light-transmitting plate in the middle is supplemented by soft lighting.
Middle Panel:mirror, rose gold
Side Panel:mirror, etching, rose gold



THY-156

Ceiling:The soft lighting design of the wide image vault.
Middle Panel:Mirror, etching, st.st, titanium
Side Panel: Hairline st.st



THY-129

Ceiling:Mirror stainless steel, white translucent plate in the middle, downlight.
Middle Panel:mirror, hairline
Side Panel:Hairline st.st



THY-067

Ceiling:Titanium mirror stainless steel and middle image flat roof.
Middle Panel:Titanium, mirror surface, hairline etching.
Side Panel:Wooden finish.



THY-103

Ceiling:Rose gold mirror, all-round downlights.
Middle Panel:mirror, etching, rose gold
Side Panel:mirror, etching, rose gold



PASSENGER ELEVATOR



THY-130

Ceiling:Hanging square image main body light board and downlight illumination
 Middle Panel:mirror, etching,titanium
 Side Panel: Hairline, titanium



THY-131

Ceiling:Titanium stainless steel mirror lamp post and white organic board.
 Middle Panel:mirror, etching,titanium
 Side Panel: Hairline, titanium



THY-198

Ceiling:Wide image library supplemented by soft lighting of diamond-shaped lamp posts
 Middle Panel:mirror, etching, st.st
 Side Panel: Hairline st.st



THY-025

Ceiling:Rose gold mirror, all-round downlights.
 Middle Panel:mirror, hairline, rose gold,
 Side Panel:mirror, black titanium.



THY-133

Ceiling:st.st frame and white acrylic panel, light design in the middle
 Middle Panel:Mirror, etching, black titanium
 Side Panel: Hairline st.st,titanium gold.



THY-145

Ceiling:st.st frame and white acrylic panel, light design in the middle
 Middle Panel:mirror, etching, champagne gold.
 Side Panel: Hairline st.st,champagne gold.



THY-036

Ceiling:Rose gold mirror, all-round downlights.
 Middle Panel:mirror, hairline, rose gold,
 Side Panel:mirror, black titanium.



THY-022

Ceiling:The middle image is flat-topped, with rose gold stainless steel plates on both sides supplemented by downlights
 Middle Panel:Rose gold mirror, etching.
 Side Panel:Rose gold mirror



PASSENGER ELEVATOR



THY-175

Ceiling:The middle image library, rose gold mirror stainless steel with downlight illumination.
Middle Panel:Mirror, etching, rose gold.
Panel:Hairline, rose gold.



THY-078

Ceiling:Rose gold mirror, all-round downlights.
Middle Panel:Mirror, sandblasted, rose gold.
Side Panel:Mirror, rose gold.



THY-065

Ceiling:Rose gold mirror, all-round downlights.
Middle Panel:Mirror, sandblasted, rose gold.
Side Panel:Sandblasted, rose gold.



THY-054

Ceiling:White acrylic board supplemented by soft lighting design
Middle Panel:Mirror, etching, rose gold
Side Panel:Hairline, rose gold



THY-171

Ceiling:The middle image library, rose gold mirror stainless steel with downlight illumination.
Middle Panel:Mirror, etching, rose gold.
Panel:Hairline, rose gold.



THY-068

Ceiling:Rose gold mirror, all-round downlights.
Middle Panel:Mirror, sandblasted, rose gold.
Side Panel:Mirror, rose gold.



THY-113

Ceiling:Stainless steel mirror hollow, white acrylic board supplemented by soft lighting design
Middle Panel:Mirror, etching
Side Panel:Hairline st.st



THY-034

Ceiling:Rose gold mirror, all-round downlights
Middle Panel:Mirror, etching, titanium
Side Panel:Mirror, black titanium.



OBSERVATION ELEVATOR CABIN



THY-205A

Car Cover: Semicircle Acrylic with Steel Plate Spraying, Stainless Steel Board and Decoration Lamp
 Observation Wall: Three Glue Glass of Safety Clamp
 Decoration Roof: White Roof Lamp with Tube Lamp
 Car Wall: St.St Hairline Board
 Handrail: St.St Tube
 Floor: PVC



THY-208A

Car Cover: Hairline Stainless Steel
 Observation Wall: Three Glue Glass of Safety Clamp
 Decoration Roof: White Roof Lamp with Tube Lamp
 Car Wall: St.St Hairline Board
 Handrail: Three Tube for St.St
 Floor: PVC



THY-221

Car Cover: Steel Plate Sparying with Bar Pattern
 Observation Wall: Three Glue Glass of Safety Clamp
 Decoration Roof: Image Board with Tube Lamp round
 Car Wall: St.St Hairline Board
 Handrail: Pair Tube for St.St
 Floor: PVC



THY-225

Car Cover: Steel Plate Sparying
 Observation Wall: Glue Glass of Safety Clamp
 Car Wall: Glue Glass of Safety Clamp
 Handrail: St.St Hairline Board
 Floor: PVC



THY-213

Car Cover: Steel Plate Sparying with Decoration Lamp
 Observation Wall: Three Glue Glass of Safety Clamp
 Decoration Roof: Multi-layer Glisten Board with Tube Lamp
 Car Wall: Mirror, Hairline, Etching, Vibration
 Handrail: Pair Tube for St.St
 Floor: PVC



THY-218

Car Cover: Steel Plate Banking Finish with Acrylic
 Decoration Lamp
 Observation Wall: Three Glue Glass of Safety Clamp
 Decoration Roof: White Roof Lamp with Tube Lamp
 Car Wall: St.St Hairline Board
 Handrail: Pair Tube for St.St
 Floor: PVC



THY-237

Car Cover: Steel Plate Sparying with Maple Leaf Pattern
 Observation Wall: Three Glue Glass of Safety Clamp
 Decoration Roof: Soft lighting with downlight
 Car Wall: Hairline Finish, Etching Finish
 Handrail: Pair Tube for St.St
 Floor: PVC



THY-238

Car Cover: Steel Plate Sparying with Lamp Bar
 Observation Wall: Glue Glass of Safety Clamp
 Car Wall: Stainless Steel Hairline Board
 Handrail: Pair Tube for St.St
 Floor: PVC

COP & LOP



THY-HCP-12



THY-HLP-12



THY-HCP-11



THY-HLP-11B



THY-HLP-11



THY-HCP-02




THY-HLP-02



THY-HCP-13



THY-HLP-13



THY-HCP-06



THY-HLP-06



THY-HCP-08



THY-HLP-08B



THY-HLP-08

OPTIONAL DOOR PANEL



THY-603

Mirror, Etching



THY-604

Mirror, Etching




THY-605

Mirror, Hairline, Etching




THY-606

Mirror, Etching




THY-615

Mirror, Etching



THY-616

Mirror, Etching



THY-617

Mirror, Etching



THY-618

Mirror, Etching




THY-607

Mirror, Etching



THY-609

Mirror, Etching



THY-610

Mirror, Etching, Rose Golden



THY-611

Mirror, Etching, Rose Golden



THY-619

Mirror, Etching



THY-621

Mirror, Etching



THY-622

Mirror, Etching



THY-623

Mirror, Etching



THY-612

Mirror, Etching, Rose Golden



THY-3150

Mirror, Etching, Rose Golden



THY-613

Mirror, Etching, Golden



THY-614

Mirror, Etching, Golden



THY-3131

Mirror, Etching, Golden



THY-624

Mirror, Etching



THY-625

Mirror, Etching, Rose Golden



THY-626

Mirror, Etching, Golden

OPTIONAL DOOR PANEL



THY-627

Mirror, Etching, Golden



THY-413

Mirror, Etching, Hairline, Concave Gold



THY-628

Mirror, Etching, Golden Hairline




THY-629

Mirror, Etching, Golden Hairline



THY-636

Mirror, Etching, Golden Hairline



THY-637

Mirror, Etching, Golden Hairline



THY-638

Mirror, Etching, Golden Hairline



THY-620

Mirror, etching, hairline, concave gold



THY-630

Mirror, Etching, Golden



THY-631

Mirror, Etching, Golden




THY-632

Mirror, Etching, Golden



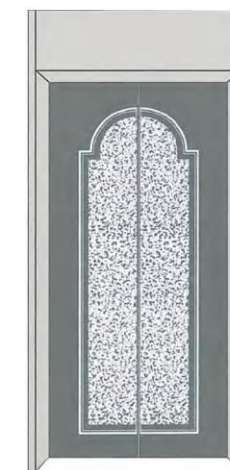
THY-633

Mirror, Etching, Golden



THY-639

Mirror, Hairline, Etching



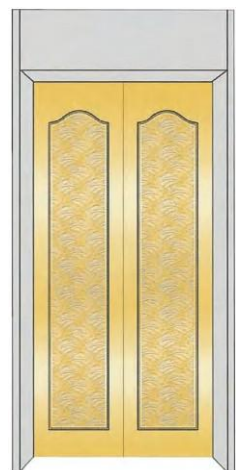
THY-640

Mirror, Etching



THY-641

Mirror, Hairline, Etching



THY-642

Mirror, Etching, Golden Hairline



THY-634

Mirror, Etching, Golden



THY-635

Mirror, Etching, Hairline, Concave Gold



THY-602

Mirror, Etching, Golden Hairline



THY-608

Mirror, Etching, Golden



THY-643

Mirror, Etching, Golden Hairline



THY-644

Mirror, Hairline, Etching



THY-645

Mirror, Hairline, Etching



THY-646


Mirror, Etching

OPTIONAL DOOR PANEL



THY-649

Mirror, Etching



THY-650

Mirror, Hairline, Etching



THY-647

Mirror, Etching,
Hairline, Concave Gold



THY-648

Mirror, Etching,
Hairline, Concave Gold



THY-659

Mirror, Hairline, Etching



THY-660

Mirror, Etching,
Hairline, Concave Gold



THY-661

Mirror, Etching, Hairline



THY-662

Mirror, Hairline, Etching



THY-651

Mirror, Hairline, Etching



THY-652

Mirror, Hairline, Etching




THY-653

Mirror, Hairline, Etching



THY-654

Mirror, Hairline, Etching




THY-663

Mirror, Hairline, Etching




THY-664

Mirror, Etching,
Hairline, Concave Gold



THY-665

Mirror, Hairline, Etching



THY-666

Mirror, Etching,
Hairline, Concave Gold



THY-655

Mirror, Hairline, Etching



THY-656

Mirror, etching, texture



THY-657

Mirror, etching, texture



THY-658

Mirror, Etching



THY-667

Mirror, Hairline, Etching



THY-668

Mirror, Etching,
Hairline, Concave Gold



THY-669

Mirror, Hairline, Etching



THY-670

Mirror, Hairline, Etching

OPTIONAL DOOR PANEL



THY-671
Mirror, Hairline, Etching



THY-672
Mirror, Hairline, Etching



THY-673
Mirror, Hairline, Etching



THY-674
Mirror, Hairline, Etching



THY-683
Mirror, Hairline, Etching



THY-684
Mirror, Hairline, Etching



THY-685
Mirror, Hairline, Etching



THY-686
Mirror, Hairline, Etching



THY-675
Mirror, Hairline, Etching



THY-676
Mirror, Hairline, Etching



THY-677
Mirror, Hairline, Etching



THY-678
Mirror, Hairline, Etching



THY-687
Mirror, Etching, Golden



THY-688
Mirror, Etching, Golden



THY-689
Mirror, Etching, Golden



THY-690
Mirror, Etching, Golden



THY-679
Mirror, Hairline, Etching



THY-680
Mirror, Hairline, Etching



THY-681
Mirror, Hairline, Etching



THY-682
Mirror, Hairline, Etching



THY-691
Mirror, Etching, Golden



THY-692
Mirror, Etching, Golden



THY-693
Mirror, Etching, Golden



THY-694
Mirror, Etching, Golden

OPTIONAL CEILING



THY-301

Middle image arch, mirror st.st frame, downlight



THY-302

Image flat top, mirror st.st frame, downlight



THY-307

Middle image arch, mirror st.st frame, downlight



THY-308

Both sides of the arc image, mirror st.st frame, downlight



THY-303

Middle image arch, mirror st.st frame, downlight



THY-304

St.st mirror hollow plate, white organic board, aluminum alloy frame



THY-309

Middle image arch, mirror st.st frame, downlight



THY-310

Middle image arch, mirror st.st frame, downlight



THY-305

St.st mirror hollow plate, white organic board, aluminum alloy frame



THY-306

Middle image arch, mirror st.st frame, Lamppost



THY-311

Middle image arch, mirror st.st frame



THY-312

Middle image arch, mirror st.st frame

OPTIONAL CEILING



THY-313

Image flat top, mirror st.st frame, downlight



THY-314

Middle image arch, mirror st.st frame, Lamppost



THY-319

Round craft board shape, downlight



THY-320

Round steel bar shape, white organic board, downlight



THY-315

St.st mirror hollow plate, white organic board, aluminum alloy frame



THY-316

St.st mirror hollow plate, white organic board, aluminum alloy frame




THY-321

Round glass shape, downlight



THY-322

Round lotus pattern, downlight



THY-317

St.st mirror hollow plate, white organic board, aluminum alloy frame



THY-318

St.st mirror hollow plate, white organic board, aluminum alloy frame



THY-323

Round hollow craft board shape, downlight



THY-324

White ceiling light in the middle, downlights all around

OPTIONAL FLOOR



THY-501



THY-502



THY-503



THY-510



THY-511



THY-512



THY-504



THY-505




THY-506



THY-513



THY-514



THY-515



THY-507



THY-508



THY-509



THY-516



THY-517



THY-518

OPTIONAL HANDRAIL




THY- 701 Hairline stainless steel round handrail $\Phi 51 \times 1000$




THY- 702 Hairline stainless steel flat handrail 80×1000



THY- 703 Titanium gold pattern round handrail $\Phi 51 \times 1000$



THY- 704 Round wood titanium gold combination $\Phi 51 \times 1000$



THY- 705 Round wood titanium gold combination $\Phi 51 \times 1000$



THY- 706 Hairline stainless steel twin tube $\Phi 38 \times 1000$



THY- 707 Titanium blonde double tube $\Phi 38 \times 1000$



THY- 708 Titanium blonde triple tube $\Phi 25.4 \times 1000$



THY- 709 Titanium hairline flat armrest 80×1000



THY-710 Titanium hairline etched flat armrest 80×1000



THY- 711 Redwood handrail cannabis $\Phi 51 \times 1000$



THY- 712 Hairline Triple Tube $\Phi 25.4 \times 1000$



THY- 713 Stainless steel tube mirror titanium combination $\Phi 51 \times 1000$



THY- 714 Organic column round handrail $\Phi 51 \times 1000$



THY- 715 Villa elevator handrail $\Phi 51$



THY- 716 Villa elevator handrail $\Phi 51$



THY- 717 Villa elevator handrail $\Phi 51$



THY- 718 Villa elevator handrail $\Phi 51$



THY- 719 Villa elevator handrail $\Phi 51$

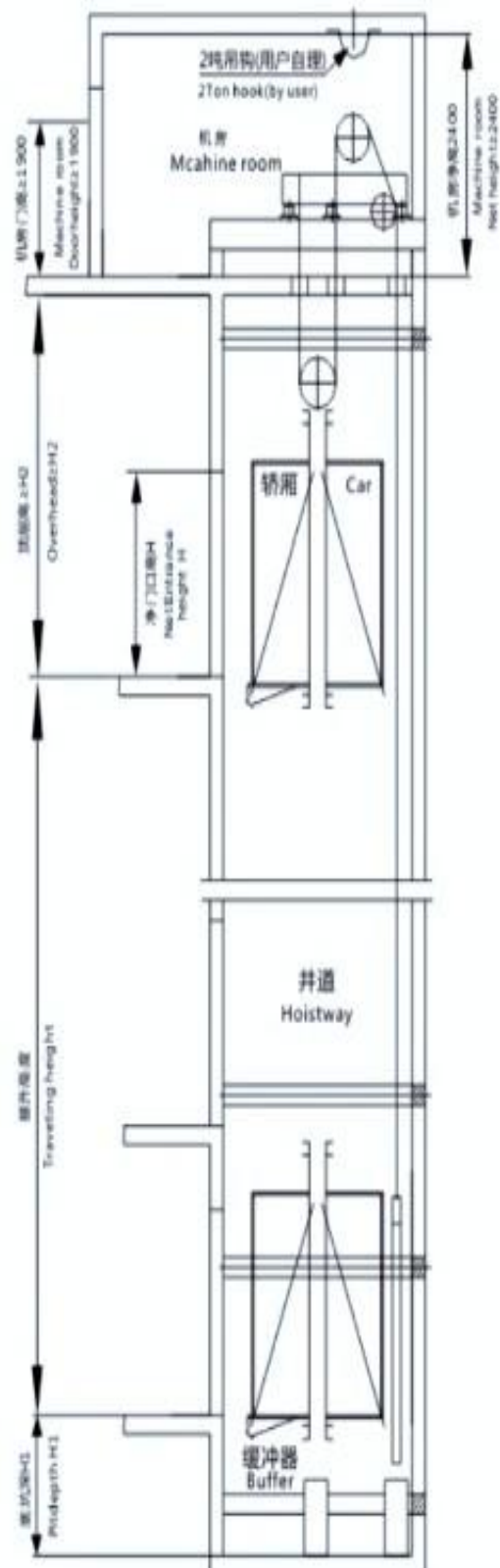


THY-720 Villa elevator handrail $\Phi 51$

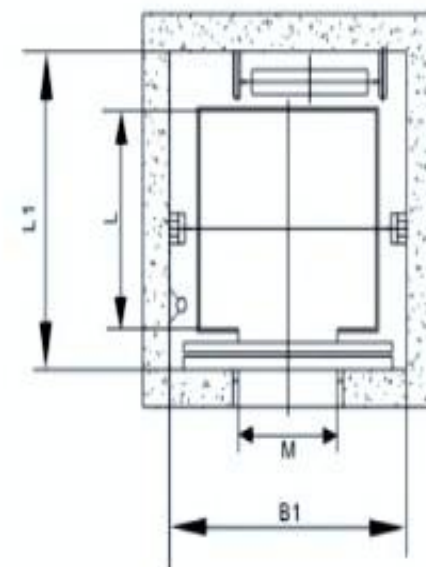
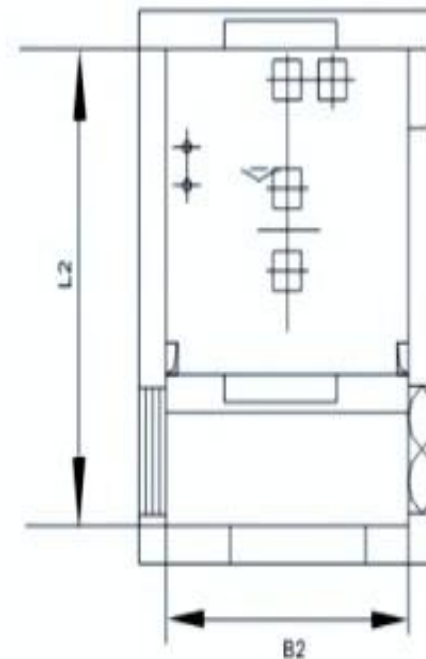
Passenger Elevator

PASSENGER TRACTION ELEVATOR OF MACHINE ROOM

Hoistway vertical section



Hoistway Plane layout



Passenger Elevator

PASSENGER TRACTION ELEVATOR OF MACHINE ROOM



Parameter Table

Load(kg)	Speed (m/s)	Control mode	Internal car size (mm)			Door size (mm)		Hoistway(mm)	
			B	L	H	M	H	B1	L1
450	1	VVVF	1100	1000	2400	800	2100	1800	1650
	1.75								
630	1		1100	1400	2400	800	2100	1800	2050
	1.75								
800	1		1350	1400	2400	800	2100	1900	2050
	1.75								
	2								
	2.5								
1000	1		1600	1400	2400	900	2100	2150	2050
	1.75								
	2								
	2.5								
1250	1		1950	1400	2400	1100	2100	2550	2050
	1.75								
	2								
	2.5								
1600	1	2000	1750	2400	1100	2100	2950	2250	
	1.75								
	2								
	2.5								

Passenger Elevator

PASSENGER TRACTION ELEVATOR OF MACHINE ROOMLESS

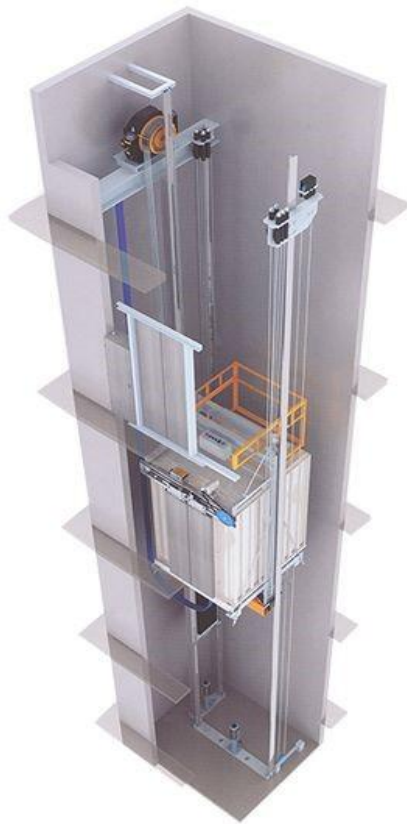
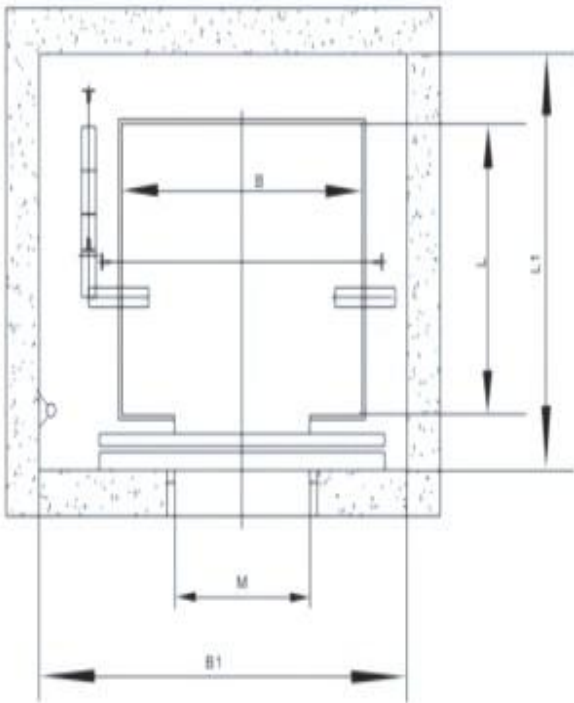
Passenger Elevator

PASSENGER TRACTION ELEVATOR OF MACHINE ROOMLESS

Hoistway vertical section




Hoistway Plane layout



Parameter table

Load(kg)	Speed (m/s)	Control mode	Internal car size (mm)			Door size (mm)		Hoistway (mm)	
			B	L	H	M	H	B1	L1
450	1	VVVF	1100	1000	2400	800	2100	1850	1750
	1.75								
630	1		1100	1400	2400	800	2100	2000	2000
	1.75								
800	1		1350	1400	2400	800	2100	2400	1900
	1.75								
	2								
	2.5								
1000	1		1600	1400	2400	900	2100	2650	1900
	1.75								
	2								
	2.5								
1250	1		1950	1400	2400	1100	2100	2800	2200
	1.75								
	2								
	2.5								
1600	1		2000	1750	2400	1100	2100	2800	2400
	1.75								
	2								
	2.5								



Cargo Elevator Configuration

Car Ceiling: Painted steel sheet (color optional)
 Car Wall: Painted steel sheet (color optional)
 Lighting: Energy-saving fluorescent lamp
 Car Door: Painted steel sheet (color optional)
 Car Floor: Riffled steel sheet

Energy-saving

This cargo elevator adopts the VVVF technology which can sharply reduce the power consumption and power supply capacity. This technology fully shows an advantage on the energy-saving compared to conventional AC-2 technology.



Function of Optional Configuration

The unique curving running state of VVVF cargo elevator can adjust the speed smoothly and greatly improve the comfort, leveling accuracy and running noise. Therefore, the cargo can arrive at the designated floor safely and steadily.

Comfort and Steady

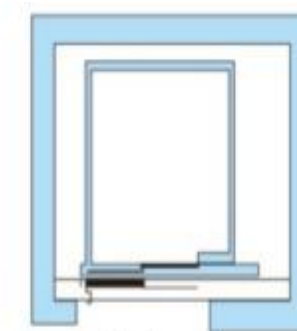
The greatest characteristic of VVVF cargo elevator is the constant torque characteristic. No matter what the load is, it has no impact on the speed, comfort level and leveling accuracy.



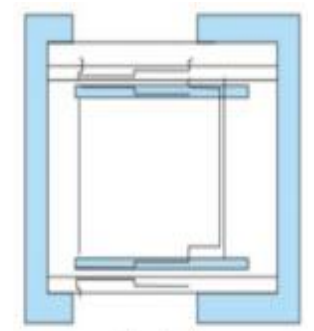
Side open bi-fold door



Center split double-folding door



Single pass door



Through door

ESCALATOR

Standard Safety device

1.Phase lack and phase dislocation protection

If lack of phase or wrong phase, escalator (automatic sidewalk) will stop automatically.

2.The motor overload protection

Current by more than 15% of the rated current, the escalator stop running automatically

3.The electric circuits protection

Providing automatic circuit disconnection device in order to protect the escalator (automatic sidewalk) circuit and power supply components.

4.Handrail entry protection

When caught in the handrail belt at the entrance of external things, escalators (automatic sidewalk) will stop running automatically .

5.Comb plate safety protection device

When the foreign object was sandwiched between comb plate, escalators (automatic sidewalk) will stop running automatically .

6.Cascade collapse protection device

When found abnormal curved cascade, escalators, automatic sidewalks) will stop running before the cascade into the comb plate.

7.Drive chain rupture protection

When the driving chain is overstretched or fractured, escalators (automatic sidewalk) will stop running automatically .

8.Cascade chain rupture protection

When the cascade (pedal) chain is overstretched or fractured, escalators (automatic sidewalk) will stop running automatically .

9.Overspeed protection

The escalators (automatic sidewalk) will stop running automatically when speeding.

10.Not operation reverse protection

When the reverse operation violates the predetermined direction, escalators (automatic sidewalk) will stop running.

11.Warning line

Yellow synthetic resin line is located in the front and sides of escalator pedal, In order to prevent the passengers into the edge of the adjacent cascade and cascade and apron plates,in the line on both sides of the cascade is higher than the surface of the pedal (automatic sidewalk provide colors of paint line)

12.Emergency stop button

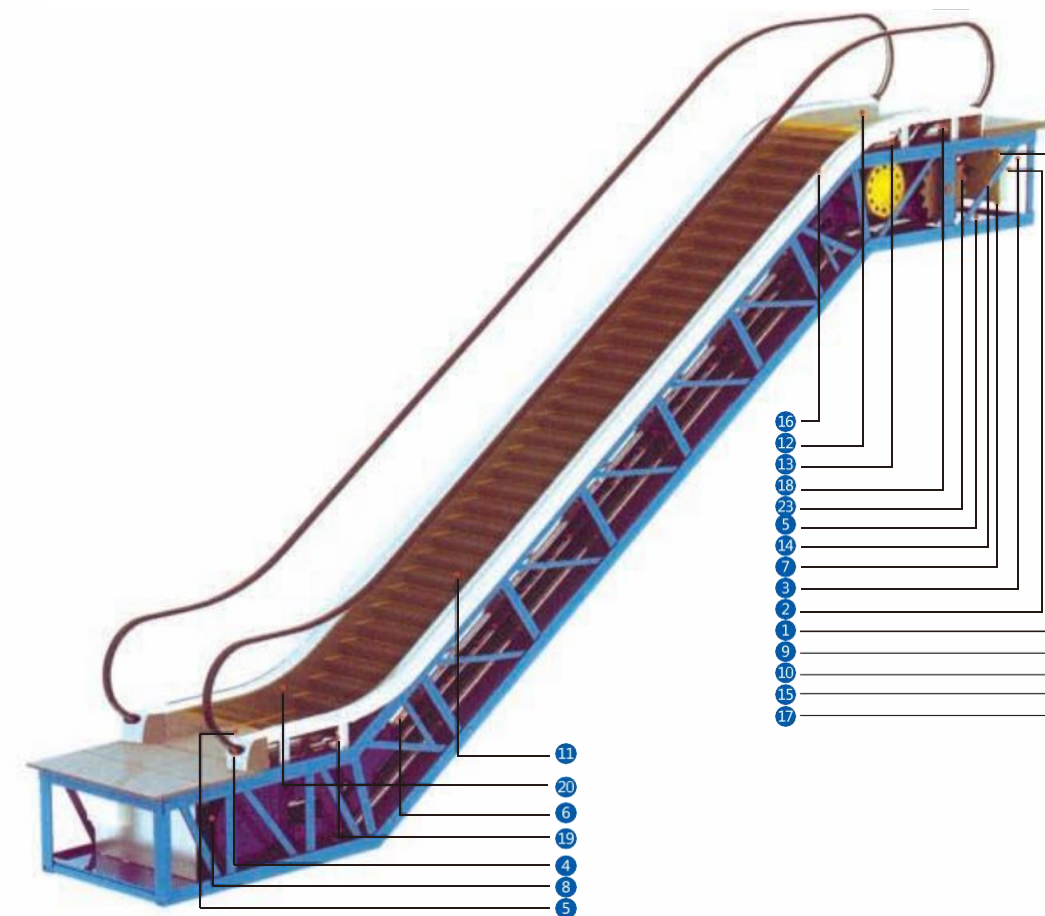
When press the button, escalators (automatic sidewalk) will stop running.

13.Apron board protection

When a foreign object was sandwiched between the apron board and cascade, escalators (automatic sidewalk) will stop running.

14.Brake protection

When lack of power or any safety device, brake device will go into effect by spring force function,making the escalators(automatic sidewalks) stop running.



15.Overhaul safety switch

A safety device preventing the escalator starting when repair and maintenance.

16.Step demarcation lighting

Escalator up and down side, stair lower part is equipped with lighting to remind passengers pay attention to safety.

17.Start the alarm device

The alarm bells ring when escalator starting to remind passengers to pay attention to safety.

18.control guard for handrail breakage

When the handrail breakage, escalators will stop running.

The optional safety equipment

19.Handrail speed monitor

If the handrail belt speed is slower than the steps in a certain percentage, escalator (automatic sidewalk) will stop running.

20.Skirt guard brush

Between the skirt guard and cascade with a brush to make the passengers' shoes won't touch the skirt guard (not only limited to the escalator)

21.Emergency brake

Drive chain rupture or brake failure prevents the escalator down to ensure staff safety (6 m < H must be equipped with)